

KLUDI FLEXX.BOXX

One concealed box for all applications



KLUDI FLEXX.BOXX
Maximum flexxibility

KLUDI FLEXX.BOXX

A name – a promise of performance



Even easier, quicker and safer

KLUDI FLEXX.BOXX the name says it all, now more than ever. It is fully flexible to use and all you need is one flush mounted box for all applications – whether it is a thermostat, single lever mixer or a protection against backflow.

If necessary and upon request you can wait until last minute to choose the appropriate KLUDI tap, as the pre-assembled functional unit will be delivered with the back plate.

The integrated checking and rinsing unit saves time at the installation.

Furthermore, the integrated rinse set allows a higher water flow and therefore a faster and more thorough rinsing process.


It is guaranteed to have an even more comfortable rinsing process in accordance to **DIN 1988/EN 1717**.

FLEXX.BOXX combines new advantages with best KLUDI quality and is ideal for modern flush mounted installation.

Maximum flushing comfort

The KLUDI FLEXX.BOXX comes fully watertight and ready to install. The plumbing and the connection to the box can be tested for watertightness as soon as it has been installed.

The FLEXX.BOXX contains an integrated flushing set for the convenient flushing of internal plumbing according to **DIN 1988/ EN 1717**.



As soon as you take off the cover for the final installation you can see the flushing set and the glass fibre-reinforced plastic plate.


The high quality material, developed for automobile construction, has proved its stability in extensive tests at temperatures ranging from +90 °C to -18 °C. During the watertightness test the pressure can therefore be left at a maximum of 16 bar throughout the whole plumbing system.



Once the Elastomere coating has been shortened you can remove the assembly pipe from the box, loosen the stainless steel screw and simply pull the flushing set up and out.

The flushing set is reusable.

Maximum structural protection



During the entire construction phase the cover stays on the KLUDI FLEXX.BOXX. This means that no dirt can get into the unit and the seal faces inside are protected from damage. The original KLUDI seal is a visible sign of this construction protection.

The platform that is later assimilated into the unit has a precision-engineered seal face. This is made of



dezincification-resistant (DZR) brass and has external DN 20 connections that are tested by KLUDI for watertightness.

As an concealed box the FLEXX.BOXX has similar properties to a tap. In other words, it can be subjected to water pressure for many months following installation: a requirement that has to be complied with, particularly in the case of larger construction projects.


Maximum watertightness

The watertight Elastomere coating acts as an intelligent sealing system that surrounds the water-bearing parts. Any condensation that arises inside the FLEXX.BOXX is drained out onto the front of the tiles. Included with the unit is a seal that provides long term protection against leakage according to **DIN 18534**.



Maximum adjustability

The flexible Elastomere coating is one of the tried and tested features of the FLEXX.BOXX. The ring-shaped central folds allow it to fit effortlessly onto any wall. This makes both concealed and out-wall installation easier on uneven surfaces.




Maxximum compatibility




Universal attachments mean that the KLUDI FLEXX.BOXX can be fixed as classic concealed installation or as out-wall or front-wall installation. It can also be installed in prefabricated houses or wet rooms.

The FLEXX.BOXX is also compatible with all conventional and flexible plumbing systems. The external connections leave enough space for the plumbing connections to be easily grouted.

All connections are set up for DN 20, which means that high rates of flow can be achieved. The large connection sizes mean that in the shower, in particular, many combinations of head, hand and side shower units are possible.



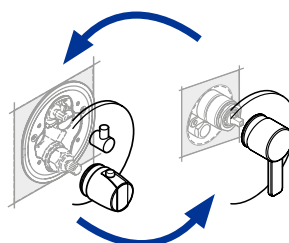
Maxximum sound insulation



None of the water-bearing components have any direct contact with the wall. They are totally enclosed by the Elastomere coating, which absorbs the sound of running water before it can reach the wall. So the FLEXX.BOXX meets all requirements of **DIN 4109 for sound insulation in building construction**.


Maxximum convertibility

The flexible benefits of the KLUDI FLEXX.BOXX include the possibility of exchanging both the unit and the trim set at any time – even after installation – without any dirt or elaborate structural work.



It is possible to convert from a single lever mixer to a thermostat or vice versa at any time.

Tried and tested quality – new benefits



Flexible wall installation
Installation on uneven surfaces possible



Intelligent seal system
Protection from condensation and splashwater



Single unit
Elastomere coating and water-bearing parts form a single unit



Sound insulation
The noise of flowing water is not carried through the wall



Installation depth
Arrows marked on the Elastomere coating show the optimum installation depth of 80 to 110 mm

Tried and tested expertise – KLUDI FLEXX.BOXX complies with Norms and Guidelines

DIN 1988
Standard flushing

DIN EN 1717
Drinking water protection

DIN 4109
Sound proofing in building construction

DIN 18534
Sealing of interior

Wall installation



1
Align and screw in



2
Connect up




3
Trim and affix seal

Maximum ease of installation


Final installation



7
Remove assembly pipe



8
Simply lift out flushing set



9
Install unit



Tile



Flush in accordance with DIN 1988 using integrated flushing set



Trim to size – the inside of the box remains protected from dirt during the entire construction phase



Install trim set



Affix rosette attachment



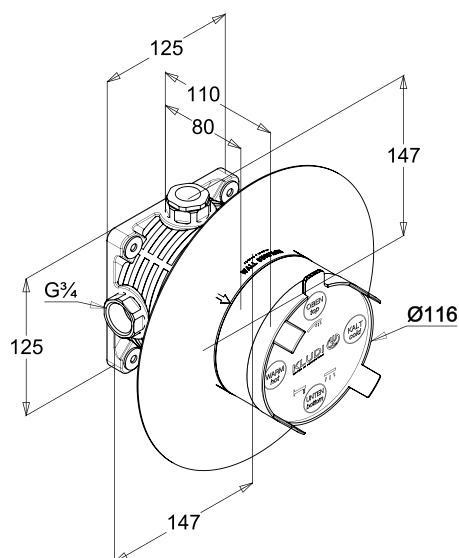
Ready!




































One FLEXX.BOXX for all applications


































88011
KLUDI FLEXX.BOXX
concealed unit DN 20
concealed construction set
without trim set, without unit,
concealed installation with
one-piece Elastomere coating,
with construction protective cap,
with additional seal, with flushing
set, platform made from
DZR brass P-IX 19310/ICB



Series availability


| Functional unit | KLUDI AMEO | KLUDI AMBA | KLUDI E2 |
|--|---|---|---|
|  single lever shower mixer |  416550575 |  536550575 |  496550575 |
|  single lever bath mixer |  416500575 |  536500575 |  496500575 |
|  single lever bath mixer protected against back flow |  416570575 |  536570575 | |
|  thermostatic shower mixer with shut-off valve |  418350575 | |  498350575 |
|  thermostatic bath mixer with shut-off valve and diverter as rotary valve |  418300575 |  538300575 |  498300575 |
|  thermostatic mixer | |  537290575 |  497290575 |
| Functional unit | KLUDI PUSH | KLUDI PUSH | |
|  thermostatic mixer for one outlet |  388010538 |  388020538 | |
|  thermostatic mixer for two outlets |  388110538 |  388120538 | |
|  mixer for one outlet |  386010538 |  386020538 | |
|  mixer for two outlets |  386110538 |  386120538 | |

| KLUDI BALANCE | KLUDI BOZZ | KLUDI ZENTA | KLUDI ZENTA SL | KLUDI OBJEKTA | KLUDI Pure&Style | KLUDI Pure&Solid | KLUDI Pure&Easy |
|--|---|---|---|---|--|---|---|
|  |  |  |  |  |  |  |  |
| 52655..75 | 386550576 | 38655..75 | 486550565 | 326550575 | 406550575 | 346550575 | 376550565 |
|  |  |  |  |  |  |  |  |
| 52650..75 | 386500576 | 38650..75 | 486500565 | 326500575 | 406500575 | 346500575 | 376500565 |
|  |  |  |  |  |  |  |  |
| 52657..75 | 386570576 | 386570575 | 486570565 | 326570575 | 406570575 | 346570575 | 376570565 |
|  | |  | |  | | | |
| 528350575 | | 388350545 | | 358350538 | | | |
|  | |  | |  | | | |
| 52830..75 | | 388300545 | | 358300538 | | | |
|  | | | | | | | |
| 52729..75 | | | | | | | |

KLUDI FLEXX.BOXX

Maximum flexxibility

ACCESSORIES



7300600-00

Concealed extension for trim sets, suitable for 88011 KLUDI FLEXX.BOXX; an extension kit for all applications



7458000-00

Adaptor for wrong installed function part for KLUDI FLEXX.BOXX single lever variants



7653900-00

Adaptor for wrong installed function part for KLUDI FLEXX.BOXX thermostatic variants



99202841603/V1/0519

Kludi GmbH & Co. KG
P.O. Box 2560 · 58685 Menden
Am Vogelsang 31–33 · 58706 Menden
Germany

T +49 2373 904-0
F +49 2373 904-465
E international-sales@kludi.com

© 2019 Kludi GmbH & Co. KG,
Menden (Germany)

All rights reserved. Subject
to technical alterations.
Reproduction, duplication,
translation only with written
permission. Printed in Germany.

kludi.com

