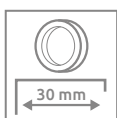
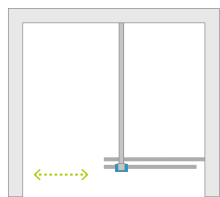


Furo DWJ RH

The product in the
Black colour variant
can be found on
p. 52.



Profile finish:



01 Chrome 54 Black

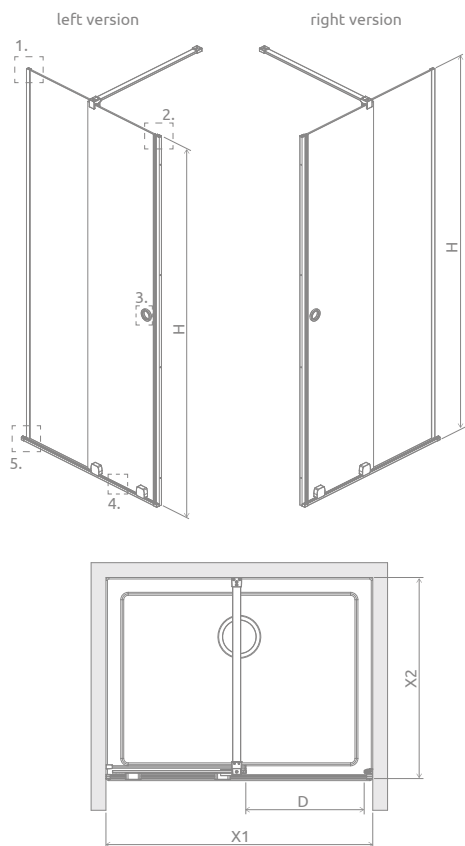


Furo DWJ with round handle + Teos C Cemento

Shower enclosure set consists of 2 parts: shower door and front wall. Please specify all the article numbers when making an order.

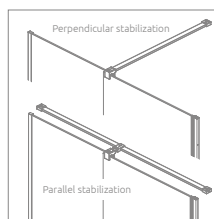

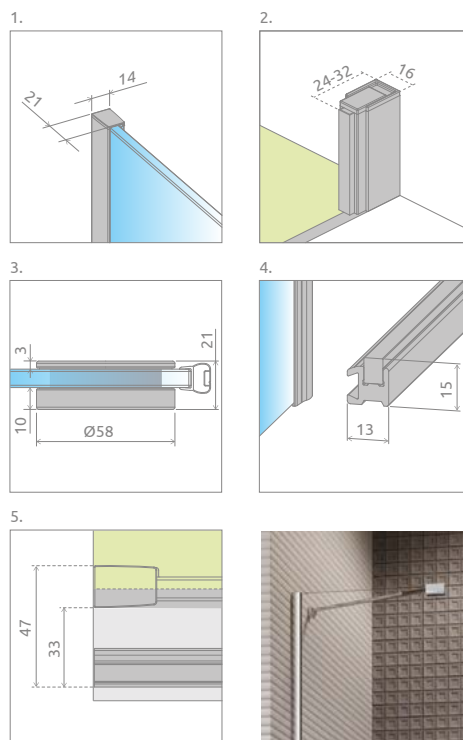
Model	Element	TRANSPARENT GLASS	
		profile finish CHROME Art. No.	profile finish BLACK Art. No.
DWJ RH 90 L	DWJ RH Door 442 L	10107442-01-01LU	10107442-54-01LU
	Front wall 460	10110460-01-01	10110460-01-01
DWJ RH 90 R	DWJ RH Door 442 R	10107442-01-01RU	10107442-54-01RU
	Front wall 460	10110460-01-01	10110460-01-01
DWJ RH 100 L	DWJ RH Door 492 L	10107492-01-01LU	10107492-54-01LU
	Front wall 510	10110510-01-01	10110510-01-01
DWJ RH 100 R	DWJ RH Door 492 R	10107492-01-01RU	10107492-54-01RU
	Front wall 510	10110510-01-01	10110510-01-01

TECHNICAL DRAWINGS




When installed on a shower tray - the minimum width of the edge of the shower tray is 43 mm.

Model	X1	X2	D	H
DWJ 90	890-908	max. 1500	403	2000
DWJ 100	990-1008	max. 1500	453	2000



If the width of the front of the cabin (X) ≤ 1400, it is possible to change the perpendicular support bar to the corner one. This option should be clearly stated in the order.

It is possible to change the perpendicular support bar to the parallel one. This option should be clearly stated in the order.



There is a possibility of a paid replacement of transparent gaskets (vertical and horizontal) for black gaskets. This option should be clearly stated in the order.

ADDITIONAL OPTIONS

MADE TO MEASURE p. 6	GLASS VARIANTS p. 15	PRINT/ENGRAVING ON GLASS p. 25/30	MAGNETIC GASKETS REPLACEMENT POSSIBILITY p. 23	SHOWER BOARDS p. 589	ACCESSORIES p. 587

NAVIGATION

